

# NCoBC 2022

## 31<sup>st</sup> Annual Interdisciplinary Breast Center Conference

March 11-16 • Paris Las Vegas, Las Vegas, NV



**Earn Up To  
32.5 Credits**

**Scheduled Time with  
Top Industry Exhibitors**

*Together Again... In Person and In Touch!*

**90+ World  
Class Speakers  
200+ Lectures**




Karen M. Winkfield, MD,  
PhD  
Keynote



Kim Beckling, JD  
Keynote




László Tabár, MD,  
FACR (Hon)  
Radiology



Jennifer K. Plichta, MD  
Surgery



Nicole Centers, MBA, BSN,  
RN, OCN, CBCN, CN-BN  
Navigation



Mark E. Robson, MD  
Oncology and Genetics

**An Empowering 3 Day Interdisciplinary Breast Center Conference  
Plus 8 Pre/Post Conferences  
and Cancer Genetic Risk Assessment (CGRA®)  
and Breast Patient Navigator Certification (BPNC) Exams**



**Save with Early Bird Rates!**

Register to Attend NCoBC 2022 and Book Paris Las Vegas by Feb 11, 2022

**Come to  
Vegas in '22.  
& Bring Your TEAM!**

# Assessment of Need

Over 250,000 women will be diagnosed with breast cancer annually, accounting for 30% of all new cancer cases in women. This makes it the most common cancer diagnosis in women. This program's intent is to increase the quality of breast care provided to women across the globe through the interdisciplinary education of breast health professionals. Many breast healthcare practices are not standardized and this conference provides a learning and networking environment enabling breast professionals to learn about genetics, risk, the latest treatments, technologies, procedures, become certified and sharpen their skills in detecting and treating breast cancer. Treating breast cancer includes risk assessment.<sup>1</sup> The conference also provides a review of selected topics throughout the field of breast health care.<sup>2</sup> An analysis of peer-reviewed journal articles, new guidelines and past participant evaluation analysis have identified technical areas of focus which include the evolution of a breast center, breast specific gamma imaging, using breast MRI as a screening tool, improving RT/Radiologist relations, digital positioning, ultrasound imaging, biopsy techniques, lobular neoplasia, reverse axillary mapping, endocrine therapy, treating the breast cancer survivor<sup>3</sup>, coding and reimbursement procedures. Patient centered focus areas include: providing care to the underserved communities, patient tracking tools, assessing the high risk patient, reconstruction options, starting a sexuality program in a breast center, supporting the breast cancer survivor, and patient satisfaction. In each of these areas, lectures will include controversies, recent developments and recommendations from experts in the breast health care field. This program has been developed specifically for the entire breast center team from administrative staff to breast clinicians. It is the intent of our educational activity to provide breast health care professionals objective, evidence-based clinical content, which they can incorporate into their practice to improve clinical care and outcomes of their patients.

1 National Cancer Institute "What you need to know about Breast Cancer: <http://www.cancer.gov/cancertopics/wyntk/breast/page4/print>

2 Healthcare.gov "Partnership of Patients: Better Care, Lower Costs. <http://www.healthcare.gov/compare/partnership-for-patients/index.html>

3 Patricia A. Ganz & Erin E. Hahn et al. Implementing a Survivorship Care Plan for Patients With Breast Cancer. The Journal of Clinical Oncology, February 2008 volume 26 Number 5

## You Asked, NCBC Delivered!!!

Now more than ever as medical professionals we need to be on point with the development of our Breast Care Services. We know NCBC is the place you come to stay on the cutting edge, and you depend on us to deliver tools that directly impact your program development and patient outcomes. For this reason, we have a heavy focus specifically on "program development" for our 2022 conference.

**If you only have time for one Breast Care Conference, the NCBC Interdisciplinary Breast Center Conference should be the one you don't miss!!!**

### How To/Breast Center Program Development Courses for 2022

- ✓ **The Essential Oncoplastic Surgery Course™** 3/11/22 - 3/13/22
- ✓ **Strategic Development of a High Risk Breast Program: Team, Technology & Tenacity** 3/11/22
- ✓ **Breast Imaging: Focus on Screening and Intervention** 3/11/22
- ✓ **Financial Growth Through Innovative Services** 3/15/22
- ✓ **Navigating the Future: Growing Together** 3/15/22
- ✓ **Mammographers: Current & Future Challenges** 3/15/22
- ✓ **2.1 Clinical Breast Assessment (CBA)** 3/15/22
- ✓ **All Aboard! High Risk Familial/Genetic Issues: Don't Be Left Behind** 3/15/22





## NCBC Officers

President  
Sandhya Pruthi, MD, FNCBC  
Mayo Clinic

President Elect/Conference Chair  
Khai Tran, MD  
Sutter Roseville Medical Center

Vice President  
Jean Weigert, MD, FACS, FSBI  
Jefferson Radiology

Secretary  
Teresa Heckel, MBA, FABC, FNCBC  
Sarah Cannon

Treasurer  
Melissa Nye, RN, BA, CN-BN, FNCBC  
TVC Breast Center

## Trustees at Large

Jane Berz, MSN, RN, FNCBC  
Breast Center Consultations

Kristie A. Bobolis, MD  
Sutter Roseville Medical Center

Deborah Dix, RN, MS  
Sutter Roseville Medical Center

Ricki Pollycove, MD, MS, FNCBC  
University of California

Atilla Soran, MD, MPH, FACS, FNCBC  
Magee-Woman's Hospital of UPMC

Julia White, MD  
The Ohio State University  
Stefanie Spielman Comprehensive  
Breast Center

Belinda Zaporinuk, RT(M), BS, CBEC, FNCBC  
Comprehensive Breast Center Solutions

## Trustee Emeritus

Cary S. Kaufman, MD, FACS  
Bellingham Regional Breast Center

Barbara Rabinowitz, PhD, MSW, FNCBC  
Creative Solutions

Past Presidents Chair  
Jennifer Gass MD, FACS  
Women and Infants Hospital

Posters & Abstracts Chair  
Atilla Soran, MD, FACS, FNCBC  
Magee-Woman's Hospital of UPMC

Executive Director NCBC  
Kimberly Bolin, BS, ARDMS, ARRT, RT(R)(M)

# NCBC

National Consortium of Breast Centers

P.O. Box 1334 • Warsaw, IN 46581  
conferenceinfo@breastcare.org  
www.breastcare.org  
Tel: (574) 267-8058 • Fax: (574) 267-8268

# NCoBC2022

## 31st Annual Interdisciplinary Breast Center Conference

March 11-16 • Paris Las Vegas, NV

## Table of Contents

Assessment of Need	2
Invitation to Attend	4
Conference Objectives   Credit Hours	5
Strategic Development of a High Risk Breast Program: Team, Technology & Tenacity <i>Pre-Conference</i>	6
Breast Imaging: Focus on Screening and Intervention <i>Pre-Conference</i>	7
The Essential Oncoplastic Surgery Course™ with 3 Day Hands-On Lab	8-9
NCoBC 2022, 31st Annual Interdisciplinary Breast Center Conference	10-13
Abstract/Poster Program	13
All Aboard! High Risk Familial/Genetic Issues: Don't Be Left Behind <i>Post-Conference</i>	14
Financial Growth Through Innovative Services <i>Post-Conference</i>	15
Mammographers: Current & Future Challenges <i>Post-Conference</i>	16
2.1 Clinical Breast Assessment (CBA) <i>Post-Conference</i>	17
Navigating the Future: Growing Together <i>Post-Conference</i>	18
Hotel Information - Paris Las Vegas	19
CGRA® Cancer Genetic Risk Assessment Certification Exam	20
BPNC Breast Patient Navigation Certification Exam	21
General Information	22
Pricing Information	23

## The Essential Oncoplastic Surgery Course™

### with 3 Day Hands-On Lab

*Optional Certificate Program Available*

Cary S. Kaufman, MD, FACS – Course Director

- Lecturers are internationally known breast surgeons showing their insights and experience with oncoplastic techniques.
- Essential techniques that all surgeons can master will be discussed, demonstrated and performed.
- There will be practical labs on all days of the course, allowing in depth hands on experience using the latest Mastotainers.
- Lecturers will demonstrate their techniques in the lab to be followed by the attendees performing the procedures in a "see one, do one" teaching method.

[Learn More: pages 8-9](#)



Dear Colleagues,

As President, I am delighted to welcome you to our 31st Annual Interdisciplinary Breast Center Conference. No doubt 2021 was a challenging year and like many of you, we had to pivot and navigate during the pandemic to make changes in our work and life situations. The planning committee did a terrific job of meeting the needs of our attendees and our speakers and delivered a virtual high caliber, state-of-the-art educational program that was incredibly valuable to the entire breast team.

This year's program will highlight the interdisciplinary team and bring together experts in breast surgery, oncology, radiology, pathology, nursing, administration, navigation, and psycho-oncology, to share cutting edge updates from prevention, early detection and survivorship. The educational content will include lectures and tumor board sessions in the management of breast cancer, disparities in breast cancer care, management of patients with hereditary breast cancer mutations, new and innovative breast imaging modalities and advances in the care of the breast cancer survivor. Our 2022 planning committee collaborated with experts to assemble pre and post conferences to provide deeper knowledge and includes: Oncoplastic Breast Surgery course, Innovation in Breast Imaging, Management of the High-Risk Patient and Implementation of a High Risk Program, and Clinical Breast Assessment. The breakout tracks include: administration, mammography positioning workshop, lymphedema, sexual health 1st responders, quality/NQNBC and navigation and will share expertise across the entire patient journey to meet the needs of our attendees.

I would like to acknowledge and express my sincere appreciation to the entire program committee, conference chair and co-chair, Dr. Khai Tran and Dr. Rob Ward, and chairs and co-chairs of the clinical, radiology, administration, survivorship, navigation and quality tracks, for their hard work, dedication and commitment to creating this dynamic program with amazing speakers and presentations, to provide you with new tools and knowledge to bring back to your respective breast teams and practices.

Come to Las Vegas in 2022. Bring your team!

Warm Regards,

Sandhya Pruthi, MD, FNCBC  
President, NCBC  
Consultant Breast Diagnostic Clinic  
Professor of Medicine  
Mayo Clinic  
Rochester, MN



Dear Friends and Colleagues,

As your Chair, it is once again my honor and pleasure to welcome you to our 2022 national conference. Despite the recent challenges with the pandemic, our conference planning committee remained focused and committed to bringing together a program that is exciting, practical, and relevant. Our speakers are well-recognized experts in their disciplines, bringing an incredible depth of knowledge and experience to our conference. We remain focused on all aspects of interdisciplinary breast care. The entire continuum of breast care, including the advances in technology, and how we manage breast disease, and the wealth of tools at our disposal, continue to evolve and improve. I am confident that our content will speak well to this continuum of breast care and provide you the ongoing knowledge and tools you will need to best care for your patients.

Sincerely,

Khai Tran, MD  
2022 Conference Chair  
NCBC President Elect  
Radiologist, Breast Imaging  
Sutter Medical Imaging  
Sacramento, CA



# Conference Objectives Credit Hours

March 11-15, 2022

## Core Competencies

In alignment with the CME mission of the University of Tennessee School of Medicine, programs are planned in the context of desirable physician attributes and core competencies (six abilities that are central to the practice of medicine): 1. Patient Care, 2. Medical Knowledge, 3. Practice Based Learning, 4. Interpersonal and Communication Skills 5. Professionalism 6. Systems Based Practice, as designated by the American Board of Medical Specialties. Core competencies addressed in each of the activity objectives below, this shall serve the best interests of the public and assist in maintenance of certification.

## Objectives

- Review current literature of both handheld and automated ultrasound
- Outline screening guidelines for pregnant and lactating patients
- Recognize possible artifacts seen with ABUS vs handheld
- Core components of program, deep nutrition, exercise, lifestyle modifications
- Describe the benefits of supplemental screening with ultrasound handheld versus automated
- Describe approaches to modifying adjuvant endocrine therapy to optimize effectiveness, quality of life and adherence
- Understand the toxicities of endocrine therapy agents
- Understand the evidence for efficacy of endocrine therapy agents (SERMs, aromatase inhibitors)
- Define implicit bias
- Understand the role of pelvic floor physiotherapy in management of persistent pelvic pain and other PFD
- Survivorship from a young survivor
- Be mindful of the increased risk of persistent pelvic pain in breast cancer patients and survivors
- Identify unconscious stereotypes
- Review the tools needed to complete CME directed biopsies
- List ways to grow in the role of the nurse navigator
- Provide information that can be utilized in their practice
- Broaden knowledge of diversity of roles
- Review challenging tomosynthesis cases seen everyday in a screening and diagnostic setting
- Understand the difference between big data and specific data
- Outline a step-by-step approach to develop expertise within breast imaging scheduling and pre-access
- Utilize a simple tool to capture data relevant to the business need for expertise in breast imaging scheduling
- Describe the outcome or impact of scheduling errors on patient care in breast imaging
- Discuss the global burden of Breast Cancer in terms of incidence and mortality
- How to discuss this with our patients and referring providers
- Discuss important touch points when delivering the Distress Screening tool
- Identify key components needed in a navigation program

## Credit Hours

This activity has been planned and implemented in accordance with the accreditation requirements and policies of the Accreditation Council for Continuing Medical Education through the joint providership of the University of Tennessee College of Medicine and the National Consortium of Breast Centers. The University of Tennessee College of Medicine is accredited by the ACCME to provide continuing medical education for physicians.

**AMA:** The University of Tennessee College of Medicine designates this live activity for a maximum of 32.5 AMA PRA Category 1 Credits™. Physicians should claim only the credit commensurate with the extent of their participation in the activity.

**PA's, NP's and Nurses:** Physician Assistants, Nurse Practitioners and Nurses may use these credit hours toward certification renewal. This credit is acceptable by the American Academy of Physician Assistants (AAPA), American Nurses Credentialing Association (ANCC) and the American Academy of Nurse Practitioners (AANP).

**BRN:** Credits are arranged through The California Board of Registered Nursing.

**ASRT:** Continuing Education Category A credits are being arranged through the American Society of Radiological Technologists (ASRT). Each 30 minutes of contact time is awarded .5 CE credit. Each contact hour is equal to 50 – 60 minutes and is awarded 1 CE credit. This program is relevant to the radiologic sciences profession.

## AMA PRA Category 1 Credits™

3/11/22 - 3/13/22	<b>17.25</b>	The Essential Oncoplastic Surgery Course™
3/11/22	<b>6</b>	Strategic Development of a High Risk Breast Program: Team, Technology & Tenacity
3/11/22	<b>6</b>	Breast Imaging: Focus on Screening and Intervention
3/12/22- 3/14/22	<b>19.75</b>	General 3 day Interdisciplinary Breast Center Conference
3/15/22	<b>6.5</b>	Financial Growth Through Innovative Services
3/15/22	<b>6.75</b>	Navigating the Future: Growing Together
3/15/22	<b>6</b>	Mammographers: Current & Future Challenges
3/15/22	<b>6</b>	2.1 Clinical Breast Assessment (CBA)
3/15/22	<b>6</b>	All Aboard! High Risk Familial/Genetic Issues: Don't Be Left Behind

THE UNIVERSITY of  
**TENNESSEE**  
GRADUATE SCHOOL  
OF MEDICINE



## Strategic Development of a High Risk Breast Program: Team, Technology and Tenacity

Chairs: Teresa Heckel, MBA, FABC, FNCBC & Kim VanYsseldyk, NP, AOCNP



The design, development and implementation of a successful High Risk Breast Program (HRBP) requires a dedicated collaborative team with expertise in breast imaging, risk assessment, cancer genetics and high risk medical management. Program models and structure can vary significantly depending on the site of care, resources available and overall goals of the program. Understanding the foundational infrastructure and critical resources needed help to guide the administrator in the planning and justification for a successful, sustainable program. This course will focus on HRBP models of care and key resources to develop an outstanding, comprehensive program with a focus on roles of administrators and clinicians for the identification, assessment and management of the high risk patient.

### Friday, March 11

FOLLOWING THESE TIMES  
ATTENDEES CAN RECEIVE UP TO  
**6**  
CREDITS FOR THE DAY

8:00 - 8:30 am	<b>Anatomy of a HR Breast Program</b> Teresa Heckel, MBA, FABC, FNCBC & Mary E. Freivogel, MS, CGC
8:30 - 9:00 am	<b>Models of the Patient Journey – High Risk Patient Identification</b> Mari Shay, BSN, RN
9:00 - 9:30 am	<b>Models of the Patient Journey – Comprehensive Breast Cancer Risk Assessment</b> Kim VanYsseldyk, NP, AOCNP & Mary E. Freivogel, MS, CGC
9:30 - 9:45 am	<b>Break</b>
9:45 - 10:15 am	<b>Models of the Patient Journey - High Risk Patient Management</b> Kim VanYsseldyk, NP, AOCNP
10:15 - 10:45 am	<b>Power of IT: Identifying the Right IT Needs to Support Your Program</b> Teresa Heckel, MBA, FABC, FNCBC & Michelle Settlemeyer, APN, MSN
10:45 - 11:15 am	<b>Morning Panel with Interactive Opportunities with All Faculty</b> Teresa Heckel, MBA, FABC & Kim VanYsseldyk, NP, AOCNP moderating with Mary Freivogel, MS, CGC; Mari Shay, BSN, RN & Michelle Settlemeyer, APN, MSN
11:15 - 1:00 pm	<b>Lunch Break</b>
1:00 - 1:30 pm	<b>Strategies for Reducing Patient Participation Barriers</b> Sara M. Pirzadeh-Miller, MS, CGC & Mari Shay, BSN, RN
1:30 - 2:00 pm	<b>Collaborating/Engagement with Community Providers for Program Success</b> Stephanie L. Graff, MD, FACP
2:00 - 2:30 pm	<b>Securing Your Program and Resources – The HRBP Business Plan</b> Teresa Heckel, MBA, FABC, FNCBC & Sara M. Pirzadeh-Miller, MS, CGC
2:30 - 2:45 pm	<b>Break</b>
2:45 - 3:15 pm	<b>Putting it together: Spotlight on a Comprehensive Community</b> Michelle Settlemeyer, APN, MSN, & Sara M. Pirzadeh-Miller, MS, CGC
3:15 - 3:45 pm	<b>A Novel Approach to Empowering and Engaging Patients: A High Risk Bootcamp</b> Jose Erbella, MD, FACS, DipABLM
3:45 - 4:15 pm	<b>Afternoon Panel: Q &amp; A/Interactive Session</b> Teresa Heckel, MBA, FABC & Kim VanYsseldyk, NP, AOCNP moderating with Sara Pirzadeh-Miller, MS, CGC; Mari Shay, BSN, RN; Jose Erbella, MD, FACS, DipABLM; Stephanie L. Graff, MD & Michelle Settlemeyer, APN, MSN
4:15 pm	Pre-Conference Ends



# Breast Imaging Pre-Conference



## Breast Imaging: Focus on Screening and Intervention

Chairs: Asha Bhatt, MD & Harriet B. Borofsky, MD

This pre-conference will focus on providing insights into current and more personalized approaches to screening for breast cancer, including issues related to access and impact of COVID-19 and will provide updates on state-of-the-art breast interventional procedures.

## Friday, March 11

FOLLOWING THESE TIMES  
ATTENDEES CAN RECEIVE UP TO  
**6**  
CREDITS FOR THE DAY

8:00 - 8:30 am	<b>How to Find Breast Cancers as Early as the Experts Do</b> László Tabár, MD, FACR (Hon)
8:30 - 9:00 am	<b>High-Risk and Dense Breast Screening: Personalized Approach</b> Tara Henrichsen, MD
9:00 - 9:30 am	<b>The Medical Audit: Are We Achieving Our Goals in Screening?</b> Harriet B. Borofsky, MD
9:30 - 9:45 am	<b>Break</b>
9:45 - 10:15 am	<b>Traversing New Terrain: Breast Imaging of the Transgender Patient</b> Bianca Carpentier, MD
10:15 - 10:45 am	<b>The Impact of the COVID Pandemic on Breast Cancer Screening</b> Eric Rosen, MD
10:45 - 11:15 am	<b>ABUS versus Hand-Held Ultrasound</b> Stamatia V. Destounis, MD, FACR, FSBI, FAIUM
11:15 - 1:00 pm	<b>Lunch Break</b>
1:00 - 1:30 pm	<b>Multimodality Breast Biopsies: Case-Based Tips and Tricks</b> Elissa Price, MD, UCSF
1:30 - 2:00 pm	<b>To Excise or Not to Excise: That is the Question (Management of High Risk Lesion)</b> Stacy Smith-Foley, MD
2:00 - 2:30 pm	<b>Breast Bugs: Imaging and Intervention of Breast Infections</b> Tara Henrichsen, MD
2:30 - 2:45 pm	<b>Break</b>
2:45 - 3:15 pm	<b>CEM Directed Biopsy: Ready for Prime Time?</b> Ryan Gabriel, MD
3:15 - 3:45 pm	<b>Going Wireless: Can You Hear Me Now?</b> Jay R. Parikh, MD, FRCP(c), FACR, FSBI, FACPE
3:45 - 4:15 pm	<b>Breast Cryoablation: New Trial Results and Approaches to Challenging Cases</b> Robert C. Ward, MD
4:15 pm	Pre-Conference Ends



# The Essential Oncoplastic Surgery Course™

## with 3 Day Hands-On Lab and Optional Certificate Program

Cary S. Kaufman, MD, FACS – Course Director



Oncoplastic Surgery is safe, has fewer re-excisions, has improved cosmetic results and has been embraced by many breast surgery organizations here and abroad. Join us at our newly expanded three-day “Essential Oncoplastic Surgery Course” using environmentally conscious customized Mastotrainer models to perform a variety of oncoplastic surgical procedures, from basic to complex. These models provide predictable anatomic issues that can be corrected using the variety of oncoplastic techniques. One-on-one instruction will occur in a see-one-do-one process. Surgeons of all breast surgical skills can learn new techniques. Those who already perform oncoplastic surgery may consider applying for the “Certificate of Performance in Oncoplastic Surgery TM.” This process will include educational lectures, documented performance of multiple techniques and an oncoplastic surgery written test. An award report will be given that documents each procedure and all educational content and testing to validate one’s own performance.

## Friday, March 11

8:00 - 8:30 am	<b>History of Oncoplastic Surgery</b> Cary S. Kaufman MD, FACS
8:30 - 9:00 am	<b>The Gift of Oncoplastic Surgery</b> Barbara Rabinowitz, PhD, MSW, FNCBC
9:00 - 9:30 am	<b>Crescent Mastopexy/Benilli-Round Block Mastopexy: Methods, Candidates, Guidelines</b> Beth-Ann Lesnikoski MD, FACS
9:30 - 9:45 am	<b>Break</b>
9:45 - 11:15 am	<b>Oncoplastic Lab #1 Using RIGHT Breast – Crescent and Round Block Techniques</b> All Faculty  <b>Certificate applicants will have pictures taken of preoperative appearance, midway dissection and final result (This requires the additional Certificate of Performance in Oncoplastic Surgery™ fee)</b>
11:15 - 1:00 pm	<b>Lunch Break</b>
1:00 - 1:30 pm	<b>Genetic Testing: What the Breast Surgeon Needs to Know</b> Mary E. Freivogel, MS, CGC
1:30 - 2:00 pm	<b>Reconstructive Lumpectomy and Intraoperative Imaging</b> Cary S. Kaufman, MD, FACS
2:00 - 2:30 pm	<b>Nipple Sparing Mastectomy Techniques/Preferences/Options</b> Ronda Henry-Tillman, MD, FACS
2:30 - 2:45 pm	<b>Break</b>
2:45 - 3:15 pm	<b>How to Approach the Inferior Breast: Inframammary Fold Approach, Anchor/Inverted T Approach: Methods, Candidates, Guidelines</b> Jennifer Gass, MD, FACS
3:15 - 3:45 pm	<b>Oncoplastic Lab #2 Using LEFT Breast – Inferior Mammary Fold and Anchor Techniques</b> All Faculty  <b>Certificate applicants will have pictures taken of preoperative appearance, midway dissection and final result (This requires the additional Certificate of Performance in Oncoplastic Surgery™ fee)</b>
3:45 - 4:45 pm	<b>Extreme Oncoplasty: Candidates, Methods, Results</b> Gustavo Zucca-Matthes, MD, PhD, Post Doc
4:45 pm	<b>Ends for the day</b>

FOLLOWING THESE TIMES  
ATTENDEES CAN RECEIVE UP TO  
**17.25**  
CREDITS FOR THE COURSE

## Saturday, March 12

7:00 - 7:45 am	<b>Breakfast Symposia with Pfizer</b>
8:00 - 8:30 am	<b>Anatomic Based Oncoplastic Surgery: Blood Supply, Pedicle Options, Ptosis &amp; Reduction Options</b> Gustavo Zucca-Matthes, MD, PhD, Post Doc



## Saturday, March 12 *Continued*

8:30 - 9:00 am	<b>Grisotti Flap for Subareolar Lesions</b> Beth Ann Lesnikoski, MD, FACS
9:00 - 9:30 am	<b>Wise Pattern Markings: The Gateway to Successful Reductions</b> Gustavo Zucca-Matthes, MD, PhD, Post Doc
9:30 - 10:15 am	<b>Break</b>
10:15 - 12:15 pm	<b>Oncoplastic Lab #3 Using RIGHT Breast – Marking the Wise Pattern and Inferior Pedicle Reduction Mammoplasty</b> All Faculty  <b>Certificate applicants will have pictures taken of preoperative appearance, midway dissection and final result (This requires the additional Certificate of Performance in Oncoplastic Surgery™ fee)</b>
12:15 - 1:30 pm	<b>Lunch Break with Vendors</b>
1:30 - 2:00 pm	<b>Challenges with Oncoplastic Surgery Privileges: Certification of Education and Performance</b> Chris Glaser, MD, FACS
2:00 - 2:45 pm	<b>Pearls from Our Panel: Making Oncoplastic Surgery Easier</b> All Faculty
2:45 - 3:15 pm	<b>Break</b>
3:15 - 3:45 pm	<b>Superior Pedicle Reduction Mammoplasty Technique: Approach to the Lower Pole Tumors</b> Gustavo Zucca-Matthes, MD, PhD, Post Doc
3:45 - 5:15 pm	<b>Oncoplastic Lab #4 Using LEFT Breast – Inferior Mammary Fold and Anchor Techniques</b> All Faculty  <b>Certificate applicants will have pictures taken of preoperative appearance, midway dissection and final result (This requires the additional Certificate of Performance in Oncoplastic Surgery™ fee)</b>
5:15 pm	<b>Lectures End for the day</b>
6:00 - 7:15 pm	<b>Poster Reception</b>

## Sunday, March 13

7:00 - 7:45 am	<b>Breakfast Symposia with Myriad</b>
7:30 - 8:00 am	<b>Written Examination Only for Certificate Applicants</b> (Regular Attendees do not Attend - This requires the additional Certificate of Performance in Oncoplastic Surgery™ Fee)
8:00 - 8:15 am	<b>Summary of Yesterday's Events</b> Cary S. Kaufman, MD, FACS
8:15 - 8:45 am	<b>Working with Plastic Surgeons vs On Your Own</b> Oncoplastic Faculty
8:45 - 9:15 am	<b>Complications of Oncoplastic Surgery</b> Gustavo Zucca-Matthes, MD, PhD, Post Doc
9:15 - 9:50 am	<b>Oncoplastic Surgery Billing: Getting Paid for What You Do</b> Ronda Henry-Tillman, MD, FACS
9:50 - 10:30 am	<b>Break with Vendors</b>
10:30 - 11:00 am	<b>Providing Targeted Radiation Therapy in the Era of Oncoplastic Tissue Rearrangement</b> Julia White, MD, FACR, FASTRO
11:00 - 11:30 am	<b>Oncoplastic Lab #5 Localization Methods, A Spectrum of Approaches</b> All Faculty
11:30 - 12:00 pm	<b>Summary Q &amp; A</b> All Faculty
12:00 pm	<b>Course Ends</b> - Oncoplastic attendees receive free admission to main conference. Join the 3-day conference Sunday and Monday with lectures on lymphedema, breast atypia, breast MRI, partial breast irradiation and more..
12:00 - 1:30 pm	<b>Lunch with Vendors</b>



## Saturday, March 12 3 Day Interdisciplinary Conference Begins!

FOLLOWING THESE TIMES  
ATTENDEES CAN RECEIVE UP TO  
**19.75**  
CREDITS FOR THE CONFERENCE

Live  
Stream  
Begins

7:00 - 7:45 am	<b>Breakfast Symposia with Pfizer</b>
8:00 - 8:15 am	<b>Opening Comments</b> Sandhya Pruthi, MD; Khai A. Tran, MD & Kimberly Bolin, BS, ARDMS, ARRT, RT(R)(M), NCBC Executive Director
8:15 - 9:15 am	<b>Keynote Speaker: Build a Momentum Mindset: How to ROCK Change, BOOST Resilience and BOUNCE Forward No Matter What</b> Kim Beckling, JD
9:15 - 9:45 am	<b>Considerations and Misnomers for Returning to Work After Cancer for Survivors</b> Amye J. Tevaarwerk, MD
9:45 - 10:15 am	<b>Break with Vendors</b>
10:15 - 10:45 am	<b>Abbreviated Breast MRI: Impact on Breast Cancer Screening: Will it Replace Screening Mammography?</b> Christiane Kuhl, MD
10:45 - 11:45 am	<b>Multidisciplinary Tumor Board</b> Robert C. Ward, MD Moderating with Elizabeth H. Dibble, MD; F. Lee Tucker, MD, FCAP; Jennifer K. Plichta, MD; Tara Sanft, MD; Nicole Centers, RN, BSN, MBA, OCN, CBCN, CN-BN & Sara A. Pirzadeh-Miller, MS, CGC
11:45 - 12:15 pm	<b>Breast Cancer Screening Recommendations: Optimizing Survival and Treatment Options</b> László Tabár, MD, FACR (Hon)
12:15 - 1:30 pm	<b>Lunch with Vendors</b>
1:30 - 1:45 pm	<b>Dr. Pruthi Presents the Impact Award to Cary S. Kaufman, MD, FACS</b>
1:45 - 2:15 pm	<b>Impact Award Presentation: The Global Search for Quality Breast Care</b> Cary Kaufman, MD, FACS
2:15 - 2:45 pm	<b>Advances in Molecular Imaging for Breast Cancer</b> Elizabeth H. Dibble, MD
2:45 - 3:15 pm	<b>Break with Vendors</b>
3:15 - 3:45 pm	<b>It Takes A Village to Help Women with Breast Cancer Experiencing Sexual Problems</b> Sharon Bober, PhD
3:45 - 4:15 pm	<b>Metrics in Your Navigation Program</b> Trisha Strusowski, MS, RN
4:15 - 4:45 pm	<b>The Importance of Image Quality in Breast Cancer Detection</b> Louise Miller, RT(R)(M), FNCBC, FSBI
4:45 - 5:45 pm	<b>Breast Center Quality Programs: So Many Choices So Little Time (and Money)</b> Kim Byrwa-Neff RN, BA, CPHQ Moderating with Teresa Heckel MBC, FABC, FNCBC, Jean Weigert MD, Tara Sanft MD, & Terry Sarantou MD, FACS
5:45 pm	<b>Lectures End for the day</b>
6:00 - 7:15 pm	<b>Poster Reception</b>

## Sunday, March 13

7:00 - 7:45 am	<b>Breakfast Symposia with Myriad</b>
8:00 - 8:30 am	<b>Keynote: Disparities and Breast Cancer Care</b> Karen M. Winkfield, MD, PhD
8:30 - 9:00 am	<b>Burnout and Transitions Panel</b> Tara Sanft, MD Moderating with Sara A. Pirzadeh-Miller, MS, CGC; Rachel A. Greenup, MD; Karen M. Winkfield, MD, PhD & Tina Rizack, MD

# Sunday, March 13 *Continued*



9:00 - 9:30 am	<b>Herbs and Dietary Supplements in Symptom Management Among Breast Cancer Survivors</b> Gary Deng, MD, PhD
9:30 - 9:50 am	<b>New Technology Showcase</b>
9:50 - 10:30 am	<b>Break with Vendors</b>
10:30 - 11:00 am	<b>De-Escalation Strategies in Breast Cancer Care: Are We There Yet?</b> Laura H. Rosenberger, MD, MS Moderating with Kimberly S. Corbin, MD; Maryam Lustberg, MD & Terry Sarantou, MD, FACS
11:00 - 11:30 am	<b>Avoiding Implicit Bias in Our Programs</b> Stephanie L. Graff, MD, FACP
11:30 - 12:00 pm	<b>Certification Recognition</b>
12:00 - 1:30 pm	<b>Lunch with Vendors</b>

Break Outs	Imaging	Clinical	Navigation	Administration
1:30 - 2:00 pm	Radiology Leaders Can't Flame Out on Burnout <i>Jay R. Parikh, MD, FRCP(c), FACR, FSBI, FACPE</i>	Utilizing New Technology to Enhance Patient Experience <i>Amye J. Tevaarwerk, MD</i>	Defining The Role of the Navigator <i>Tricia Strusowski, MS, RN</i>	Combating Cancer's Side Effect: Financial Toxicity <i>Michael Koroscik, MHA, MBA</i>
2:05 - 2:35 pm	Post Treatment Breast Imaging: Pearls and Pitfalls <i>Bianca Carpentier, MD</i>	Fibroepithelial Lesions; What's that Bump in the Night? <i>Laura H. Rosenberger, MD, MS</i>	MATCH: Relationship Building in the MDM <i>Stephanie L. Graff, MD, FACP</i>	Expertise Matters: Why Dedicated Imaging Schedulers are a Critical Priority for Growth <i>Lisa Allison, BSN, RN, MHA</i>
2:40 - 3:10 pm	Breast MRI: Abbreviated, Ultrafast and Diffusion-Weighted Imaging <i>Eric Rosen, MD</i>	Partial Breast, Protons and Personalized Radiation Therapy <i>Kimberly S. Corbin, MD</i>	Who's on First? Integrated Navigation Models <i>Trish Tatrai, RN, MS, OCN, CBCN</i>	Leadership Essentials for an Engaged, Rejuvenated Workforce <i>Megan Pfarr, PT, DPT, CLT</i>
3:15 - 3:45 pm	Harms of Gadolinium: Fact or Fiction <i>Christiane Kuhl, MD</i>	Financial Toxicity: Calling Out the Elephant in the Room <i>Rachel A. Greenup, MD</i>	Navigating Young Adults with Metastatic Disease <i>Danielle Brown, RN, BSN, MBA, OCN, CN-BN, ONN-CG</i>	Building a Great Oncology Rehab Program <i>Elizabeth Campione, PT, DPT, CLT-LANA</i>
3:45 - 4:45 pm	<b>Extraordinary Exhibitor Extravaganza</b>			

Break Outs	Imaging	Clinical	Quality/NQMB	Lymphedema
4:45 - 5:15 pm	Emerging Role of AI in Breast Imaging <i>Amy Patel, MD</i>	PARP Inhibitors: the Olympia Trial and Implications for Universal Genetic Testing <i>Allison W. Kurian, MD</i>	Energizing the Multidisciplinary Breast Conference <i>Kimberlee Moses RN, BSN, OCN</i>	Exercise in the Treatment & Prevention of Lymphedema <i>Kathryn H. Schmitz, PhD, MPH, FACS</i>
5:20 - 5:50 pm	Contrast Mammography: Enhancing Detection for Breast Cancer <i>Ryan Gabriel, MD</i>	Alternative Methods for Genetic Counseling and Testing <i>Sara M. Pirzadeh-Miller, MS, CGC</i>	The Challenge and Opportunity to Achieve High-Value Breast Care with Limited Resources: An International Perspective <i>F. Lee Tucker, MD, FACS</i>	Radiation Impact on Arm and Breast Lymphedema <i>Julia White, MD</i>
5:55 - 6:25 pm	Rad-Path: Breast Cancer Molecular Subtypes and Correlative Imaging Findings <i>Uzma Waheed, MD</i>	Breast Atypia: What Should I Do with this One Again? <i>Jennifer K. Plichta, MD</i>	Evolution of NQMB 1.0-2.0: Sharing Insights and Advantages by Users <i>Carol Boyer, RN, APN-C, CN-BP; Debra Rempinski, BS &amp; Steve Wilson, MS, MBA</i>	Lymphedema Surgery Update <i>David W. Chang, MD, FACS</i>
6:25 pm	<b>Lectures End for the Day/Networking Opportunities/Sponsored Dinners</b>			



## Monday, March 14

7:00 - 7:45 am	<b>Breakfast Symposia with Lilly</b>
8:00 - 8:30 am	<b>How Not to Do It: Malpractice Case Files From Breast Center Archives</b> Victor Cotton, MD, JD
8:30 - 9:00 am	<b>Exercise Is Medicine in Clinical Breast Care and Survivorship</b> Kathryn H. Schmitz, PhD, MPH, FACSM
9:00 - 9:30 am	<b>Break with Vendors</b>

Break Outs	Imaging	Clinical	Navigation	Sexual Health
9:30 - 10:00 am	Digital Breast Tomosynthesis and Challenging Cases <i>Stamatia V. Destounis, MD, FACR, FSBI, FAIUM</i>	Oncoplastics: What Every Clinician Should Know <i>Brigid Killelea, MD</i>	Building a Psychosocial Program <i>Katie Ozuna, LMSW, OSW-C, OPN-CG</i>	Cancer and Sexuality in Breast Cancer 101 <i>Sharon Bober, PhD</i>
10:05 - 10:35 am	Advanced Breast Ultrasound with Shear-Wave Elastography <i>Stacy Smith-Foley, MD</i>	Taking Care of Those Who May Not Be Able to Care for Themselves <i>Rachel A. Greenup, MD</i>	Taking It to the Streets <i>Jenifer Dumire, BSN, RN, CVRN-BC, CN-BN</i>	Bladder, Bowel.....Sex? Does the Pelvic Floor Muscle Connect the Dots? <i>Kelli Berzuk, PT, MSc, PhD</i>
10:40 - 11:10 am	Breast Implants, Injections and Autologous Reconstruction <i>Elissa Price, MD, FRCPC, FSBI</i>	The Growing Presence of Immunotherapy <i>Maryam Lustberg, MD</i>	Here We Grow <i>Terry Acton, RN, BSN, MS, CN-BN, OCN, CMF</i>	The 411 on Moisturizers and Lubes <i>Anne Katz, PhD, RN, FAAN</i>
11:15 - 11:45 am	The Complicated Breast: Imaging with US and When to Send to MRI <i>Uzma Waheed, MD</i>	The Red Breast: Diagnosis & Management of Common Conditions <i>Brigid Killelea, MD</i>	The Business Case of Navigation <i>Nicole Centers, MBA, BSN, RN, OCN, CBCN, CN-BN</i>	Getting Survivors Help with Sexual Issues: How and To Whom? <i>Barbara Rabinowitz, PhD, MSW, FNCBC</i>
11:50 - 12:20 pm	Management of Abnormal Axillary Lymph Nodes <i>Tisha M. Singer, MD</i>	Metastatic Breast Cancer Outcomes & Local Regional Management Options <i>Jennifer K. Plichta, MD</i>	Selling the Business Case of Navigation <i>Nicole Centers, MBA, BSN, RN, OCN, CBCN, CN-BN &amp; Alyssia Crews, MBA</i>	Case Discussion, Assessing Sexual Problems in the Breast Cancer Survivor <i>Anne Katz, PhD, RN, FAAN &amp; Sharon Bober, PhD</i>
12:20 - 1:30 pm	<b>Lunch - Final Time with Vendors</b>			

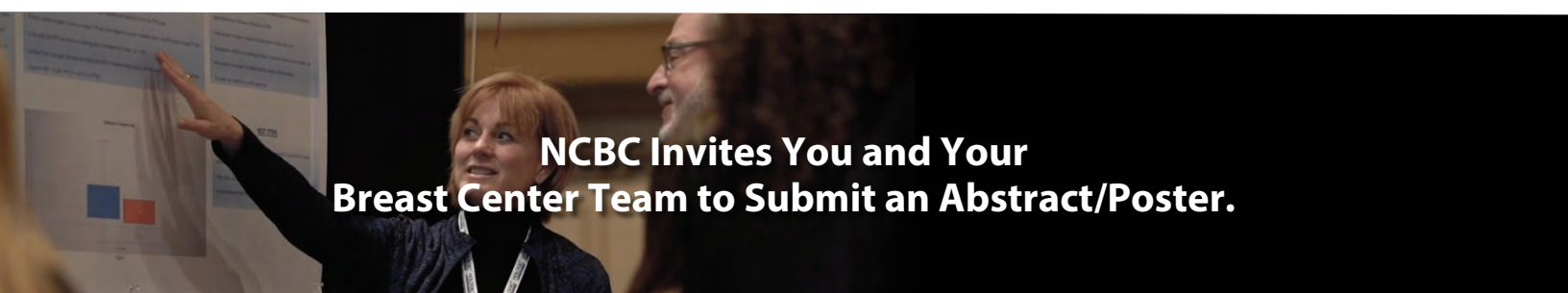
Break Outs	Imaging	Clinical	Administration	Survivorship
1:30 - 2:00 pm	Challenges When Evaluating Pregnant and Lactating Patients <i>Tisha M. Singer, MD</i>	Controversies in Hereditary Cancer Management <i>Holly J. Pederson, MD</i>	Telehealth is Here to Stay: What's Next? <i>Julie Shisler, BS, LPN, CN-CM</i>	Beyond the Plate: Herbs and Dietary Supplements Do's and Don't's for Breast Cancer Survivors <i>Gary Deng, MD, PhD</i>
2:05 - 2:35 pm	Disparities in Access to Screening for Breast Cancer <i>Amy Patel, MD</i>	Adjuvant Endocrine Therapy: Balancing Effectiveness with Quality of Life <i>Allison W. Kurian, MD, MSC</i>	Yours, Mine and Ours: Turf and Territoriality in the Breast Center <i>Lisa Allison, BSN, RN, MHA</i>	How CBD Oil Can Have a Positive Impact on Quality of Life for Breast Cancer Survivors <i>Tina Rizack, MD</i>
2:40 - 3:10 pm	Maintaining Positive Technologist Experiences: Combating Staff Shortage and Technologist Fatigue <i>Robyn Hadley, RT (R)(M)</i>	Polygenic Risk Scores <i>Mark E. Robson, MD</i>	NQMCB at Your Fingertips: An Automated System for Mining Efficient Quality Data <i>Cary Kaufman, MD, FACS</i>	Incontinence & Other Pelvic Issues that Breast Cancer Survivors Face & What Can Be Done <i>Kelli Berzuk, PT, MSc, PhD</i>

## Monday, March 14 *Continued*

3:10 - 3:30 pm	<b>Break</b>
3:30 - 4:00 pm	<b>Moderate Penetrance Genes</b> Mark E. Robson, MD
4:00 - 4:30 pm	<b>Breast Reconstruction: What Should We Know Before and After Cancer Treatment?</b> David W. Chang, MD, FACS
4:30 - 5:00 pm	<b>Survivorship Sexuality: Not an Oxymoron</b> Sheryl A. Kingsberg, PhD
5:00 pm	<b>The 31st Annual Interdisciplinary Breast Center Conference Ends</b>

**31<sup>st</sup>** Annual  
Interdisciplinary  
Breast Center  
Conference

**NCBC2022**



You and your breast center team are invited to submit an abstract to the NCoBC's 31st Annual Interdisciplinary Breast Center Conference, being held at the Paris Las Vegas, Las Vegas, NV. March 11 - 16, 2022. The abstract/poster program provides a great opportunity to share your research and experience with other breast health care professionals. The goals of this session are to facilitate communication between breast care centers, to disseminate knowledge that may be useful to our members and their patients, and to give recognition to outstanding submissions.

To participate, email your abstract and the Abstract Application\* to the NCBC office at [NCBCabstracts@breastcare.org](mailto:NCBCabstracts@breastcare.org) by the **due date, January 2, 2022; late submissions will not be accepted.** Faxed abstracts will not be accepted. Submission(s) will be peer reviewed and the abstract author(s) notified of acceptance for poster display at the 2022 Conference by the end of day, January 18, 2022. The NCoBC will host a special Poster Reception at the end of the conference day on Saturday March 12, 2022.

NCBC will invite the authors of one abstract submitted in each of the three major categories, as well as one submitted by trainee (fellows, residents, students and other trainees), one of which will be designated the Fellow/Resident/Student Award-winning abstract, to briefly present their abstracts during the Oral Abstract Presentations at the Poster Reception. Category oral abstract presenters will be awarded a monetary gift of \$100. The Fellow/Resident/Student Award\* recipient will receive a monetary gift of \$200 and complimentary registration to the conference.

\*The Abstract Application and Guidelines for the Fellow/Resident/Student Award can be found at: <https://www2.breastcare.org/abstracts/>

### Special Recognition - 2021 Abstract/Poster Award Winners

#### Award Winners

#### Category I - Multidisciplinary Breast Cancer Conference: Improving Care Through A Hybrid Approach

Melissa Boyd MSN, RN, CN-BN; Alison Daniel BSN, RN; Andrea Martin BSN, RN

#### Category II - Breast Cancer Associated Mutations in Older Women with TNBC

Catherine Marcum, DNP, APN, CGRA

#### Category III - Correlation between BI-RADS Assessment Categories and Artificial Intelligence Case Scores

Mark Traill, MD – Primary Author; Theresa McGoff, BSN; Colleen Neal, MD; Christina Jacobs, MD; William Corser PhD; Jeffery Hoffmeister MD

#### Fellow Winner - High Performance of FDA-Cleared Platform for Mammography Triage

Tara A. Retson, MD, PhD; Vivian Lim, MD; Alyssa T. Watanabe, MD; UCSD Department of Radiology, La Jolla, CA; USC Keck School of Medicine, Los Angeles, CA

# High Risk Post-Conference



## All Aboard!! High Risk Familial/Genetic Issues. Don't Be Left Behind.

Chairs: Sandhya Pruthi, MD & Edie Smith, DNP, CNM, WHNP-BC, AGN-BC

It takes a long time for the engine to get a heavy train started, but once it does, it gains momentum. ... a little faster, and faster still. So, it is with hereditary cancer risk. Understand the polygenic risk score. Systematically identify carriers in your practice, understand the subtleties of management and appreciate the importance of sensitive, objective non-directive communication about risks and options. Add in basics about Women's Health, virtual care, the legal implications of high-risk management and a panel of challenging cases will make for a practical and fun-filled day.

## Tuesday March 15

FOLLOWING THESE TIMES  
ATTENDEES CAN RECEIVE UP TO  
**6**  
CREDITS FOR THE DAY

8:00 - 8:30 am	<b>Polygenic Risk Score- Past, Present and Future</b> Holly J. Pederson, MD
8:30 - 9:00 am	<b>Communication About Risk: EMPOWER Your Patient</b> Jennifer Klemp, PhD, MPH
9:00 - 9:30 am	<b>Case Studies in PRS Implementation: Going from Clinical Trials to Practice Changing Patient Care Opportunities</b> Sandhya Pruthi, MD
9:30 - 9:45 am	<b>Break</b>

### Women's Health

9:45 - 10:15 am	<b>Hormones in Women at Risk for Breast Cancer: To Replace or Not?</b> Carol Kuhle, DO, MPH
10:15 - 10:45 am	<b>The Post COVID World – Value in the Virtual</b> Jennifer Klemp, PhD
10:45 - 11:15 am	<b>Silent Suffering: GSM &amp; Sexuality in High-Risk Patients &amp; Survivors</b> Carol Kuhle, DO, MPH
11:15 - 1:00 pm	<b>Lunch Break</b>

### Call to Action

1:00 - 1:30 pm	<b>The Plethora of Guidelines and Reproductive Considerations</b> Kent Hoskins, MD
1:30 - 2:00 pm	<b>Medico-Legal Implications of Genetic Carrier Identification and Management</b> Victor Cotton, MD, JD
2:00 - 2:30 pm	<b>Controversies in Hereditary Cancer Management</b> Kent Hoskins, MD
2:30 - 2:45 pm	<b>Break</b>
2:45 - 4:15 pm	<b>Case Discussion</b> with Moderators Sandhya Pruthi, MD & Edie Smith, DNP, CNM, WHNP-BC, AGN-BC Moderating with Victor Cotton, MD, JD; Kent Hoskins, MD; Carol Kuhle, MD, MPH; Jennifer Klemp, PhD; Holly J. Pederson, MD & Sheryl Kingsberg, PhD
4:15 pm	Post Conference Ends



## Financial Growth Through Innovative Services

CHAIRS: Deborah Dix, MS, RN & Jane Berz, MSN, RN, FNCBC

Breast Center Administrators are facing extremely tough times post-COVID due to multiple factors. It is clear that some patient services continue to be poorly reimbursed and the process to deliver those services is a challenge. This post conference will focus on Improving your revenue while providing much-needed support services. Sessions will address how you can grow your business AND do the right thing for patients!

Two extended sessions will be offered during this post conference. First, there will be a deep dive into building lymphedema services as a model to provide much sought-after care to your patients and community. While often seen as a service that will operate at a deficit, this conference will describe and detail a comprehensive service which provides a stable revenue stream. The second session will focus on Financial Toxicity with interventions to improve financial standing for patients and providers in order to control costs.



## Tuesday, March 15

FOLLOWING THESE TIMES  
ATTENDEES CAN RECEIVE UP TO  
**6.5**  
CREDITS FOR THE DAY

### Support Services Clinics: A Revenue Generating Lymphedema Model

8:00 - 8:30 am	<b>Lymphedema: An Undertreated Challenge</b> Atilla Soran, MD, MPH, FACS
8:30 - 9:30 am	<b>Service Line Vision for a Comprehensive Lymphedema Program</b> Megan Pfarr, PT, DPT, CLT
9:30 - 9:45 am	<b>Break</b>
9:45 - 10:45 am	<b>Lymphedema: Creating a Program - Achieving Success</b> Deborah Dix, MS, RN Moderating with Kristie A. Bobolis, MD, FNCBC; Megan Pfarr, PT, DPT, CLT & Troy Treanor, MPH
10:45 - 11:15 am	<b>Creating Clinical Efficiency Through Implementation Science</b> Elizabeth Campione PT, DPT, CLT-LANA
11:15 - 1:00 pm	<b>Lunch Break</b>
1:00 - 1:30 pm	<b>Creating a Lymphedema Center of Excellence</b> Troy Treanor, MHA
1:30 - 2:00 pm	<b>Discussion Opportunities with Lymphedema Experts</b> Jane Berz, MSN, RN, FNCBC & Deborah Dix, MS, RN Moderating with Atilla Soran, MD, FACS; Kristie A. Bobolis, MD; Megan Pfarr, PT, DPT, CLT; Elizabeth Campione PT, DPT, CLT-LANA & Troy Treanor, MHA

### Financial Toxicity: Concrete Steps to Lower the Burden on Patients & Providers

2:00 - 3:00 pm	<b>Developing Workflows for a Patient Financial Navigation Program: Toolkits and Materials</b> Michael Koroscik, MBA, MHA & Beth Johnson, LCSW, MSW
3:00 - 3:15 pm	<b>Break</b>
3:15 - 3:45 pm	<b>Reducing the Cost of Care: Organizational Strategies</b> Michael Koroscik, MBA, MHA
3:45 - 4:15 pm	<b>Success Metrics for Your Financial Advocacy Program</b> Julie Shisler BS, LPN, CN-CM
4:15 - 4:45 pm	<b>Financial Toxicity Discussion Opportunity</b> Jane Berz, MSN, RN, FNCBC & Deborah Dix, MS, RN Moderating with Michael Koroscik, MBA, MHA; Beth Johnson, LCSW, MSW & Julie Shisler BS, LPN, CN-CM
4:45 pm	<b>Evaluation and Wrap Up</b> Post Conference Ends

# Technologist Post-Conference



## Mammographers: Current and Future Challenges.

Louise Miller, RT(R)(M), FNCBC, FSBI; Jean M. Weigert, MD, FACR, FSBI

While 2020 and 2021 seemed to put things on “hold” during the Pandemic, we are now moving forward, more quickly than before, making up for “lost time”. The future of Mammography and compliance rates have never been better with patients seeking the best in patient care. This post conference curriculum is designed to address our current challenges but also project into the future so we are better prepared to meet our patients’ needs.

## Tuesday March 15

FOLLOWING THESE TIMES  
ATTENDEES CAN RECEIVE UP TO  
**6**  
CREDITS FOR THE DAY

8:00 - 9:00 am	<b>Quality Standards – Keeping Ahead of MQSA, EQUIP and ACR</b> Jean M. Weigert, MD, FACR, FSBI & Robyn Hadley, RT (R)(M)
9:00 - 9:30 am	<b>Avoiding Future Workplace Injuries</b> Louise Miller, RT (R)(M) & Millie Castellanos, RT(R)(M)
9:30 - 9:45 am	<b>Break</b>
9:45 - 10:15 am	<b>Avoiding Future Workplace Injuries Demo</b> Louise Miller, RT (R)(M) & Millie Castellanos, RT(R)(M)
10:15 - 11:15 am	<b>Changes are Coming: Understanding New Technologies</b> Jean M. Weigert, MD, FACR, FSBI
11:15 - 1:00 pm	<b>Lunch Break</b>
1:00 - 2:00 pm	<b>Realistic Positioning and Image Quality Expectations for the “New Age”</b> Louise Miller, RT(R)(M), FNCBC, FSBI
2:00 - 2:30 pm	<b>Upgrading Communication Skills: What to Say...When?</b> Sarah Jacobs, RT(R)(M)
2:30 - 2:45 pm	<b>Break</b>
2:45 - 3:15 pm	<b>Upgrading Communication Skills Panel Discussion/Audience Participation Continued</b> Sarah Jacobs, RT(R)(M)
3:15 - 4:15 pm	<b>Looking to the Future: Opportunities for Professional Growth and Career Advancement</b> Robyn Hadley, RT (R)(M)
4:15 pm	Post Conference Ends

# NCBC2022

31st Annual Interdisciplinary Breast Center Conference

March 11-16 • Paris Las Vegas, NV

## 2.1 Clinical Breast Assessment (CBA)

Chairs: Andrea LN, Kaster, MD, CBEC & Belinda Zaparinuk, RT(M)(BS), CBEC, FNCBC

Clinical breast assessment entails a comprehensive and multi-tiered approach for both breast cancer screening and diagnosis. CBA involves clinical exam/evaluation, imaging and follow up recommendations. This can vary in high risk and underserved populations. The multidisciplinary team of experts participating in this post conference will present updates in screening and diagnostic mammogram guidelines, risk assessment, the role of breast health awareness and clinical breast exam. Participants will also learn about how the latest diagnostic imaging (mammogram, ultrasound and breast MRI) is applied when common focal findings (masses, thickenings, focal pain, nipple discharge, breast pain etc.) are present. Attendees will have the opportunity to participate in interactive clinical case presentations with the panel of experts, to improve critical thinking for the patient presenting with breast concerns. There will be a Certificate of Attendance. There will also be offered virtual simulation with new exam simulation technology.



## Tuesday, March 15

FOLLOWING THESE TIMES  
ATTENDEES CAN RECEIVE UP TO  
**6**  
CREDITS FOR THE DAY

8:00 - 8:30 am	<b>Global Burden of Breast Cancer vs Mortality</b> Melinda Wu, MD, MScCH, CCFP
8:30 - 9:00 am	<b>You Look Radiant! Making Sense of Disparate Screening Guidelines</b> Andrea LN, Kaster, MD, CBEC
9:00 - 9:30 am	<b>Using Breast Cancer Risk Assessment to Optimize Prevention and Advocate for Patients</b> Julie Culver, MS, CGC
9:30 - 9:45 am	<b>Break</b>
9:45 - 10:15 am	<b>Clinical Pearls and Case Discussions Part A</b> Andrea LN, Kaster, MD, CBEC Moderating with Melinda Wu, MD, MScCH, CCFP; Sandhya Pruthi, MD; Julie Culver, MS, CGC; Belinda Zaparinuk, RT(M)(BS), CBEC, FNCBC & Sejal Shah MD
10:15 - 10:45 am	<b>What Should You Expect To See - Physical Findings</b> Belinda Zaparinuk, RT(M)(BS), CBEC, FNCBC
10:45 - 11:15 am	<b>Understanding Supplemental Imaging Options for High Risk Patients</b> Asha Bhatt, MD
11:15 - 1:00 pm	<b>Lunch Break</b>
1:00 - 1:30 pm	<b>Radiologic-Pathologic Correlation: The Final Step in Interpretation of Breast Imaging</b> Asha Bhatt, MD & Sejal Shah, MD
1:30 - 2:00 pm	<b>Managing the High Risk Patient</b> Melinda Wu, MD, MScCH, CCFP
2:00 - 2:30 pm	<b>Clinical Pearls and Case Discussions Part B</b> Andrea LN, Kaster, MD, CBEC Moderating with Sandhya Pruthi, MD; Belinda Zaparinuk, RT(M)(BS), CBEC, FNCBC; Cathy JF, Cole, NP, MPH, FNCBC; Julie Culver, MS, CGC; Melinda Wu, MD, MScCH, CCFP; Sejal Shah, MD & Asha Bhatt, MD
2:30 - 2:45 pm	<b>Break</b>
2:45 - 3:15 pm	<b>Clinical Breast Examination</b> Cathy JF, Cole, NP, MPH, FNCBC
3:15 - 4:15 pm	<b>Clinical Breast Assessment Skill Development and Refinement</b> Sandhya Pruthi, MD Moderating with Julie Culver, MS, CGC; Andrea LN, Kaster, MD; Cathy JF, Cole, NP, MPH, FNCBC; Belinda Zaparinuk, RT(M)(BS), CBEC, FNCBC & Melinda Wu, MD, MScCH, CCFP
4:15 - 5:00 pm	<b>Optional Virtual Simulation</b> - (no credits offered)
5:00 pm	Post Conference Ends



# Navigation Post-Conference



## Navigating the Future: Growing Together

Chairs: Nicole Centers, RN, BSN, MBA, OCN, CBCN, CN-BN & Trish Tatrai, RN, MS, OCN, CBCN

Set your sights on a comprehensive navigation program of the future. Breast professionals will want to attend this post conference to take away program changing ideas and expand into new dimensions of understanding. Attendees will not only learn to define the needs of special populations but also understand how to grow the navigator role. Join us to collect navigation nuggets to elevate your program to the next level.

## Tuesday, March 15

FOLLOWING THESE TIMES  
ATTENDEES CAN RECEIVE UP TO  
**6.75**  
CREDITS FOR THE DAY

8:00 - 8:30 am	<b>Show Me the Money! Role of the Financial Navigator</b> Allison Lubina, OPN-CG
8:30 - 9:00 am	<b>Supercharged! The Role of the Social Worker as a Navigator</b> Katie Ozuna, LMSW, OSW-C, OPN-CG
9:00 - 9:30 am	<b>Through The Patient's Eyes- Session on Body Self Image</b> Danielle Brown, RN, BSN, MBA, OCN, CN-BN, ONN-CG
9:30 - 9:45 am	<b>Break</b>
9:45 - 10:15 am	<b>Point Me in the Right Direction! Non-Licensed Patient Navigation</b> Allison Lubina, OPN-CG
10:15 - 10:45 am	<b>Are all Breast Patients Created Equal?</b> Jenifer Dumire, BSN, RN, CVRN-BC, CN-BN
10:45 - 11:15 am	<b>Imagine the Role of the Imaging Navigator</b> Kristi Denny, RT(R)(M)(BS), BN-CI
11:15 - 1:00 pm	<b>Lunch Break</b>
1:00 - 1:30 pm	<b>Both Sides of Me: Survivorship from a Dual Perspective</b> Mishaela Ivy, RN
1:30 - 2:00 pm	<b>The Administrative Advocate's Role in Navigation Programs</b> Alyssia Crews, MBA
2:00 - 2:30 pm	<b>When and How to Touch Our Patients</b> Terri Acton, RN, BSN, MS, CN-BN, OCN, CMF
2:30 - 2:45 pm	<b>Break</b>
2:45 - 3:15 pm	<b>Climbing The Ladder</b> Trish Tatrai, RN, MS, OCN, CBCN
3:15 - 3:45 pm	<b>Data Mining or Data Driving: Tracking Navigation Data</b> Kimberlee Moses, RN, BSN, OCN
3:45 - 4:15 pm	<b>I Didn't Ask to Be In Your Club!</b> Mishaela Ivy, RN
4:15 - 5:00 pm	<b>Putting It All Together</b> Moderated by Nicole Centers, RN, BSN, MBA, OCN, CBCN, CN-BN with Alyssia Crews, MBA; Kristi Denny, RT(R)(M)(BS), BN-CI; Mishaela Ivy, RN; Danielle Brown, RN, BSN, MBA, OCN, CN-BN, ONN-CG; Allison Lubina, OPN-CG; Katie Ozuna, LMSW, OSW-C, OPN-CG; Jenifer Dumire, BSN, RN, CVRN-BC, CN-BN; Terri Acton, RN, BSN, MS, CN-BN, OCN, CMF & Trish Tatrai, RN, MS, OCN, CBCN
5:00 pm	Post Conference Ends



### Enjoy Las Vegas Attractions, Restaurants and Resort Amenities

#### Hotel Reservations:

The NCBC is proud to announce our 31st annual conference at Paris Las Vegas. Experience this venue and surrounding activities. From the moment you arrive, you will see and feel this venue's excitement.

#### Book Your Hotel Today

Be sure to book your room for the conference within the NCBC room block and receive our LOW negotiated rates. Conference block rooms also keep you in the loop by receiving conference updates and correspondence right to your room. Take advantage of ad-hoc networking opportunities by staying in the same hotel as your peers and other industry professionals.

**Host Hotel:** Paris Las Vegas will host attendees for the 2022 conference. With its prime location at the center of the famous Las Vegas Strip, you are at the heart of everything that makes Las Vegas, Las Vegas. NCBC has negotiated a discounted room rate of \$165.00 per night plus tax and \$27 resort fee (Resort fee includes daily wireless internet for two devices in guestroom, health club and pool access).

**Book your hotel today online:** <https://book.passkey.com/go/SPNCB2>

To receive the conference rates and all the amenities listed above any reservations for this event must be made through NCBC and Paris Las Vegas only. **NCBC does not use 3rd party housing companies.**

#### BOOK EARLY!

February 11, 2022 is the last day for NCBC Block Housing Discount Rates - Paris Las Vegas

# NCBC2022

**31st Annual Interdisciplinary Breast Center Conference**

March 11-16 • Paris Las Vegas, NV



## Cancer Genetic Risk Assessment Certification Tuesday or Wednesday March 15-16

### Cancer Genetic Risk Assessment Certification: CGRA®

Genomic discoveries are increasingly being applied to the clinical care of the patient, particularly in the field of cancer genetic risk assessment.

There is a need for clinicians across the spectrum of practice to acquire knowledge and competency in identifying patients at risk for cancer, including hereditary risk factors as multiple genes can mediate cancer risk across multiple sites.

NCBC's Certification in Cancer Genetic Risk Assessment has been developed to provide the assurance that the certified individual possesses the knowledge, skills and competency to provide cancer risk assessment services to patients and families.

Preferred candidates are physicians, advanced practice nurses, physician assistants, registered nurses or other skilled practitioners seeking to demonstrate advanced knowledge of cancer genetics, cancer risk assessment with an emphasis on comprehensive breast cancer risk assessment within their respective scope of practice.

#### Certification Eligibility: The applicant must:

- Be a licensed or certified health care professional with practice focus in breast health care, oncology, cancer genetics or cancer risk assessment (MD, RN, NP, PA)
- Have completed relevant focused educational courses in cancer genetics, risk assessment
- Have 2 years of experience in the field of cancer care, including cancer screening, diagnosis, management, navigation
- Complete an application process

### Cancer Genetic Risk Assessment Certification Exam is available Tuesday or Wednesday at these times:

9:00 am	<b>Registration Begins</b>
9:30 am	<b>Tests Begin</b>
12:30 pm	<b>Testing Ends</b>

For any questions regarding CGRA® certification please contact  
Executive Director NCBC  
Kimberly Bolin, BS, ARDMS, ARRT, RT(R)(M)  
[Kimberly@breastcare.org](mailto:Kimberly@breastcare.org)

## NCoBC 2022 Schedule at a Glance

### Fri March 11

**Oncoplastic Surgery**  
8:00 - 4:45 pm

**High-Risk Pre Conference**  
8:00 - 4:15 pm

**Imaging Pre-Conference**  
8:00 - 4:15 pm

### Sat March 12

**Breakfast Served**  
6:45 - 7:45 am

**Breakfast Symposia**  
7:00 - 8:00 am

**Essential Oncoplastic**  
8:00 am - 5:15 pm

**31st Annual Conference Begins**  
8:00 am

**Keynote Speaker**  
8:15 am

**Impact Award Presentation**  
1:30 pm

**Lunch with Vendors**  
12:15 - 1:30 pm

**End of Day**  
5:45 pm

**Poster Reception**  
6:00 - 7:15 pm

### Sun March 13

**Breakfast Served**  
6:45 - 7:45 am

**Breakfast Symposia**  
7:00 - 8:00 am

**Keynote Speaker II**  
8:00 am - 8:30 am

**Essential Oncoplastic**  
8:00 am - 1:30 pm

**31st Annual Conference Opens**  
8:00 am

**New Technology Showcase**  
9:30 - 9:50 am

**Lunch with Vendors**  
12:00 - 1:30 pm

**Extraordinary Exhibitor Extravaganza**  
3:45 - 4:45 pm

**Lectures end for the Day**  
6:25 pm

### Mon March 14

**Breakfast Served**  
6:45 - 7:45 am

**Breakfast Symposia**  
7:00 - 8:00 am

**General Conference Opens**  
8:00 am

**Lunch with Vendors**  
12:20 - 1:30 pm

**31st Annual Conference Ends**  
5:00 pm

### Tue March 15

**High-Risk Post-Conference**  
8:00 am - 4:15 pm

**Admin Post-Conference**  
8:00 am - 4:45 pm

**Technologist Post-Conference**  
8:00 am - 4:15 pm

**CBA Post-Conference**  
8:00 am - 4:15 pm

**Navigation Post-Conference**  
8:00 am - 5:00 pm

**CGRA Certification Exam**  
9:00 am - 12:30 pm

**BPNC Certification Exam**  
9:00 am - 12:30 pm

### Wed March 16

**CGRA Certification Exam**  
9:00 am - 12:30 pm

**BPNC Certification Exam**  
9:00 am - 12:30 pm





## Breast Patient Navigator Certification Tuesday or Wednesday March 15-16

### Breast Patient Navigator Certification

The Breast Patient Navigator Certification developed to set standards of achievement for the professional's role, enhance patient safety, improve the quality of care and delivery of services, and recognize professionals who advance beyond basic knowledge in a field of specialty. The Breast Patient Navigator Certification validates the medical professional's knowledge and performance standards through testing. Certification reflects an individual's achievement beyond licensure requirements and a basic level of knowledge. It exhibits dedication to validating a specific set of skills to provide enhanced care and services for patients and clients through advanced competency.

Criteria for the application to test are listed below. The NCBC Breast Patient Navigation Certification Program proudly offers six types of Breast Patient Navigator Certifications: The Certified Navigator – Breast in Imaging, Management, Advocate, Clinical, Provider, or Nurse.

#### **CERTIFIED NAVIGATORS – BREAST (+ individual designation based on licensure)**

**CN-BI** = Diagnostic Imaging/Treatment Techs (All technologists from diagnostics to treatments)

**CN-BM** = Management/Social Worker (All social workers and managers of navigators)

**CN-BA** = Advocate (All volunteers/lay navigators)

**CN-BC** = Clinical (All certified medical assistants, technologists, licensed practical/vocational nurses)

**CN-BP** = Provider (All breast care diagnosticians, nurse practitioners, physicians, physician assts, breast care PhDs)

**CN-BN** = RN (All registered nurses from breast care, diagnostic imaging, treatment, survivorship, genetics)

#### **Certification Eligibility Requirements:** The applicant must:

- Be a licensed medical professional and hold a valid medical license as a physician, nurse, physician assistant, social worker, radiologic technologist, radiology practitioner assistant, social worker, or advanced practice nurse OR
- Be master level prepared in a health related field; OR
- Be a lay or volunteer navigator and have taken a patient navigation course; AND
- Navigate breast patients for at least 25% of the applicants job responsibility OR
- Have supervision of breast patient navigators; AND
- Provide proof of valid license or certification (not required for those taking the Advocate examination); AND
- Pay the certification fee of \$295 registration

#### **Certification Eligibility Recommendation but not a Requirement:**

- The applicant applying for certification should have at least two years' experience of navigating breast patients. This recommendation is based upon the review of the experience levels of those sitting for the exam and their passing or not passing the examination.

As soon as a person successfully enrolls for the program, an informational hand book is emailed within 7 working days. The hand book does not contain all the material the applicant should review to prepare for the examinations. To prepare for the examinations the applicant should refresh him/herself on information received during their medical professional training. The hand book contains a list of resources from which questions/answers were validated.

A passing score of 81% or better is required to become certified. If an individual does not pass the examination, he/she may sit for the examination again during the next 12 months with no additional fee.

### Breast Patient Navigator Certification Exam is available Tuesday or Wednesday at these times:

9:00 am	<b>Registration Begins</b>
9:30 am	<b>Tests Begin</b>
12:30 pm	<b>Testing Ends</b>

# NCBC2022

**31st Annual Interdisciplinary Breast Center Conference**

March 11-16 • Paris Las Vegas, NV

NCBC is excited for our March 2022 in-person 31st Annual Interdisciplinary Breast Center Conference in Las Vegas.

**COVID-19 Precautions:** As we plan for 2022 and the new normal regarding COVID-19 and its variants, NCBC along with Caesars Entertainment will adhere to protocols that allow for everyone to attend in a safe manor.

- NCBC will not require proof of COVID Vaccines or negative COVID tests. As medical professionals/health care providers, this group has a high vaccination rate.
- NCBC along with Caesars Entertainment will require wearing masks in the conference area and casino
- NCBC has over 110k sq ft of conference space. There is ample space to accommodate social distancing and appropriate distance between seating in the conference hall
- NCBC will provide masks & hand sanitizer in all satchels
- All food and drinks will be provided with strict standards and safety in mind for everyone.

NCBC encourages attendees to participate in the conference in-person and with confidence and enthusiasm as we navigate through the pandemic together.

**Meals:** The registration fee includes complimentary breakfast symposia, lunches, breaks and receptions, Saturday through Monday. Each registrant will be provided a package of meal tickets with their registration materials. If a meal ticket is lost, a replacement may be purchased at \$75 per meal function. Exhibitors should reference their exhibitor package for ticket details. Family or friends that would like to attend breakfast or lunch may do so at the above rate. We work very diligently to provide each meal to have a variety of choices to meet all special needs in food. If you require specific meal needs please refer to Paris Las Vegas restaurants for your additional options.

**Breakfast Symposium:** Enjoy breakfast each morning (Saturday - Monday) while learning about new and upcoming products from outstanding companies. See the Symposia schedule below

**Our Extraordinary Vendor Extravaganza:** Provides you with a special Vendor Showcase on Sunday at 9:30 - 9:50 am. Then, on Sunday during the afternoon break (3:45 - 4:45 pm), we will serve light snacks while you enjoy additional time with the vendors.

**Poster Reception:** This event is designed to allow guests to view all posters on display and interact with the authors and presenters. The four poster winners will present their poster orally during this Poster Reception on Saturday evening. We hope conference guests use this time to learn about ground-breaking new programs, treatments and techniques being implemented by breast health facilities worldwide while enjoying the special poster reception with appetizers for all attendees.

**Exhibit Hall:** An array of specialized technology, equipment, products, and services will be on display for breast centers, group practices, and practitioners of breast health care. Exhibits will be open during non-lecture times (breaks, meals and receptions). NCBC members can visit the NCBC website [www.breastcare.org](http://www.breastcare.org) to view a list of all exhibitors to date.

**Recommended Dress:** Business casual. Temperatures in meeting rooms and personal comforts vary greatly. As meeting rooms usually seem cold, please bring a sweater or jacket to compensate.

**Registration Materials:** The conference app will be available for download by registered attendees on March 7, 2022. On the app you will be able to review presentations that have been submitted, logistic information, exhibitor and sponsor listings and other pertinent information.

**Disability Statement:** If you have a disability, please contact the NCBC office by January 24, 2022 to notify the staff of any special needs to help us better serve you.

**Consent to Use Photographic Images:** Registration and attendance at, or participation in, NCoBC meetings and other activities constitutes an agreement by the registrant to NCoBC's use and distribution (both now and in the future) of the registrant or attendee's image.

**Evening Networking:** For individuals attending the conference alone or wanting to meet peers from around the country. The Evening Networking Program has been very successful. If you are attending the conference without your coworkers, friends or significant other and would like to experience what Vegas has to offer, but not alone, this is the group to join! Julie Susi from Mercy Hospital in Portland, Maine and Ann Livingston from Novi, Michigan, will bring together conference attendees who will be attending by themselves or in a group and want to meet peers from around the country. Julie plans to organize individuals into small networking groups to enjoy Vegas in the evenings after the day-long conference. If you are attending the conference and would like to network with a group of fellow peers, contact Julie Susi at [susij@emhs.org](mailto:susij@emhs.org) and let her know your arrival date and time. You will be invited to a meeting to organize and break out into groups.



## Breakfast Symposia Schedule

<i>Day</i>	<i>Breakfast Served</i>	<i>Presentation</i>	<i>Sponsor</i>
<b>Saturday</b> March 12	6:45 – 7:45 am	7:00 - 8:00 am	<b>Pfizer</b>
<b>Sunday</b> March 13	6:45 – 7:45 am	7:00 - 8:00 am	<b>Myriad</b>
<b>Monday</b> March 14	6:45 – 7:45 am	7:00 - 8:00 am	<b>Lilly</b>



# NCBC2022

## Conference Pricing Information

### 31st Annual Interdisciplinary Breast Center Conference

March 11-16 • Paris Las Vegas, NV

#### 3 Day Interdisciplinary Conference

(Saturday, March 12 - Monday March 14, 2022)

Fees include Breakfast & Lunch (Sat - Mon)  
Receptions, Online Syllabus, Credits

Early Bird Rates applicable  
only for the 3 Day Conference  
Price increases \$200 after 02/11/22

	NCBC Member Pricing		Non Member Pricing	
	Early Bird Save \$200	After 02/11/22	Early Bird Save \$200	After 02/11/22
Member Non-Physicians	\$595	\$795	\$795	\$995
Member Physicians	\$795	\$995	\$1070	\$1270
Member Resident / Fellow	\$450	\$650	\$650	\$850
Non-Exhibiting Companies	\$1800	\$2000	\$1800	\$2000

#### Interdisciplinary Conference Live Stream Option for 1 1/2 days

Saturday, March 12 - Sunday March 13, 2022

\$395 \$395

Includes up to 9.5 credits for the live stream event, must be present at the time it airs. Attendees will have access to the content from the full 3-day conference via the 2022 Conference App.

#### Pre/Post-Conferences

Fee includes Online Syllabus and Credits

##### Pre-Conferences - Friday March 11

	Add to 3 Day Conference Registration	Pre/Post Course ONLY
Imaging Focus on Screening and Intervention	\$299	\$420
Strategic Development of a High Risk Breast Program: Team, Technology and Tenacity	\$299	\$420

##### Post-Conferences - Tuesday March 15

Navigating the Future: Growing Together	\$299	\$420
Mammographers: Current and Future Challenges	\$299	\$420
Financial Growth Through Innovative Services	\$299	\$420
2.1 Clinical Breast Assessment (CBA)	\$299	\$420
All Aboard!! High Risk Familial/Genetic Issues. Don't Be Left Behind.	\$299	\$420
*Breast Patient Navigator Certification (CN-B*) (Tuesday March 15th or Wednesday March 16th)	\$295	\$295
*Cancer Genetic Risk Assessment Certification (CGRA) (Tuesday March 15th or Wednesday March 16th)	\$495	\$495

\*1 year complimentary NCBC Membership is included in cost.  
Register for the 3 day conference at the member rate.

#### The Essential Oncoplastic Surgery Course™

3 Day Course with Hands-On Labs (Friday 3/11/22 - Sunday 3/13/22)

Fee Includes Breakfast, Online Syllabus, CME's & Registration to 3 day Interdisciplinary Conference

	Early Bird Early Bird Save \$	Standard After 02/11/22
NCBC Member Physicians	\$2350	\$2950
Non-Member Physicians	\$2550	\$3150
Add Certificate of Performance in Oncoplastic Surgery™	\$1500	\$1500

Add Certificate of Performance in Oncoplastic Surgery. Includes your own Mastotrainer, must be registered by Jan 30, 2022 for Certificate of Performance.

#### Additional Discount For Facility Members

1. Receive 10% Discount off Registration for up to 5 members.
2. Discount applies to 3 Day Conference registration fee for up to five (5) registrants from the same facility. Not applicable towards Pre or Post conference workshops or the live stream.
3. The primary facility member is required to contact the NCBC office by noon eastern time on January 17, 2022 to receive the discount code. Contact the registration office at 574-401-8113.
4. Each registrant must submit their own individual registration by January 31, 2022. Discount code must be included with registration in order to receive the discount.
5. Rates for the 3 Day Conference are linked to each individual's membership standing with NCBC.
6. Whether paying online or by check, discount code must be used by January 31, 2022. Check payments must be postmarked by February 22, 2022.
7. Refunds cannot be given if registration is submitted without discount code.

#### Registration Payment

Payment may be made via credit card or check. Please register online and select check payment if you cannot pay by credit card. Check payments must be postmarked February 22, 2022 to be eligible for the early bird discount.

#### Cancellation Policy

NCBC will provide a full conference refund less a \$50.00 processing fee until December 31, 2021. No Conference refunds will be given after January 1, 2022. No Refunds on Certifications once the handbook has been sent. NCBC Membership is not refundable.

#### Register to Attend: BreastCare.org

Contact the office at 574-401-8113 for registration by mail.



#### National Consortium of Breast Centers

P.O. Box 1334 • Warsaw, IN 46581  
conferenceinfo@breastcare.org  
www.breastcare.org  
Tel: (574) 267-8058 • Fax: (574) 267-8268





# NCBC

National Consortium of Breast Centers

P.O. Box 1334

Warsaw, IN 46581

NONPROFIT ORGANIZATION

U.S. POSTAGE

**PAID**

PERMIT # 207

ONTARIO, CA

# NCBC2022

31st Annual Interdisciplinary Breast Center Conference

March 11-16 • Paris Las Vegas, NV

## Travel Restrictions?

**Live Stream Option** is available.

See Page 23

## Who Should Attend:

**NCBC Educates the Entire Breast Care Team**

with specific tracks for:

- Radiologists
- Surgeons
- Pathologists
- Technologists
- Registered Nurses
- Genetic Counselors
- Administrators
- Navigators
- Nurse Practitioners
- Radiation Oncologists
- Medical Oncologists
- Breast Health Specialists



Enjoy Las Vegas Attractions, Restaurants and Resort Amenities - Block room rates end February 11, 2022 **See pg. 19**



Earn Up To  
**32.5**  
Credits

## Why you should be at NCoBC 2022!

- ✓ Largest Interdisciplinary Breast Care Conference
- ✓ Pre/Post Conferences for all disciplines
- ✓ Weekend format to accommodate work schedules
- ✓ Registration fees include meals, receptions and networking events
- ✓ Top industry vendors exhibiting products and services that represent all the needs specific to Breast Cancer/Patient Care
- ✓ World Class Speakers & take away information that can immediately impact your organization
- ✓ Early Bird Registration Rates and Discounted Block Housing Rate thru Feb 11, 2022

National Consortium of Breast Centers

Tel: 574-267-8058 • Fax: 574-267-8268 [conferenceinfo@breastcare.org](mailto:conferenceinfo@breastcare.org)

[www.breastcare.org](http://www.breastcare.org)

**Attention  
Surgeons:**

**The Essential Oncoplastic Surgery Course™ with 3 Day Hands-On Lab**  
and optional Certificate of Performance in Oncoplastic Surgery™ **See pgs. 8-9**