



Hillrom™

**JOIN THE  
FIGHT TO  
SAVE SIGHT  
IN OUR  
CHILDREN**





Thanks to Hillrom and their Welch Allyn® Spot® Vision Screener, we can honestly say it saved our daughter's life, as well as her vision. We don't want to think about where we would be if it wasn't for their incredible technology. Early screenings are essential, and Landon is living proof of this.

Landon's Mom

## THE PROBLEM

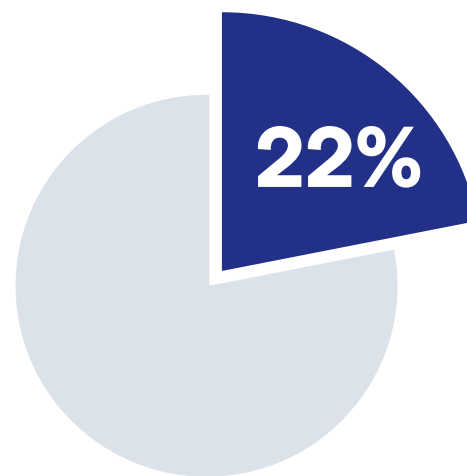
19 million children worldwide are living with a vision disorder.<sup>1</sup> Oftentimes, vision disorders have no noticeable symptoms,<sup>2</sup> and as a result, children may not realize they see the world differently than others.<sup>3</sup>

According to the CDC, only one in three children in the U.S. has received eye care services before the age of six.<sup>4</sup>

It's time to take a stand.

By performing a quick and efficient instrument-based vision screening, primary care providers, school nurses and volunteers can all join the fight to save sight in our children.

Early detection and treatment of vision problems in childhood is crucial, as 80% of vision disorders can be prevented or cured.<sup>1</sup>



Among preschool-age children, less than 22% undergo vision screenings.<sup>5</sup>

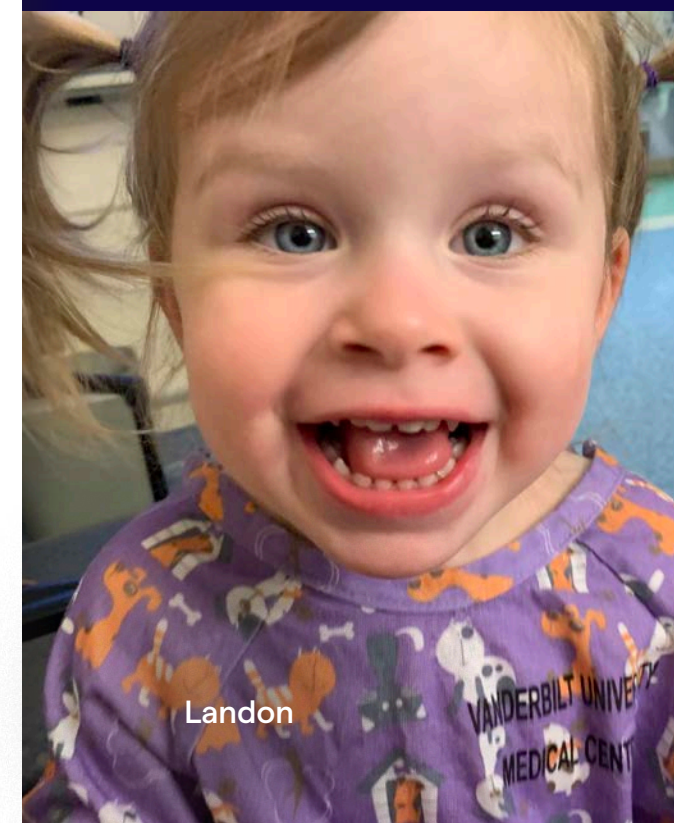
## THE SOLUTION

There's a lot to think about when it comes to the health and wellness of a child.

Primary care providers, especially pediatricians and school nurses, play an important role in eye health as they have regular contact with children. Routine check-ups provide an excellent opportunity to assess vision and overall eye health to help promote early detection of vision disorders.

Adding instrument-based vision screening to your workflow means more children have their vision screened and potentially referred for vision saving treatment. That means children like Landon will have a bright future.

Are you ready to save sight in children?



Landon

# ACHIEVE UP TO 87% VISION SCREENING COMPLETION RATES<sup>6</sup>

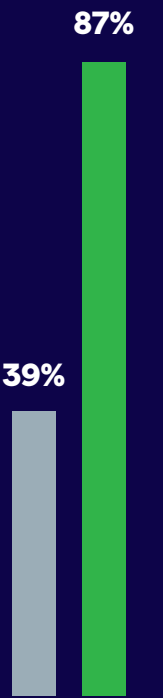


## A Solution in Sight

Young children are difficult to screen effectively in primary care and school settings using chart-based visual acuity methods, which can result in low completion rates and false positive results.<sup>6</sup>

When instrument-based vision screening is adopted in primary care offices, it can reduce screening time and achieve up to 87% vision screening completion rates compared to only 39% with chart-based screening.<sup>6</sup>

Are you ready to see how smarter technology can mean measurable improvements to your vision screening program?



*Instrument-based vision screening can be very easily integrated into your clinic workflow. All you really need is the photoscreener and a dimly lit room. It can take seconds to minutes—it takes away the need for you or your medical assistant [to check] to see if a child is peeking around the occluder, if they really understand what you're asking them to do, or if they just simply memorized all the symbols on the chart.*

**Melissa M. Wong, MD**  
Pediatric Ophthalmologist, New Hampshire  
Eye Associates



# COMPLY WITH NATIONAL VISION SCREENING GUIDELINES

## Guidelines to Back Up Your Investment

The American Academy of Pediatrics (AAP) recommends instrument-based vision screening for children who are unable to perform a visual acuity chart test.<sup>7</sup>

The U.S. Preventative Service Task Force (USPSTF) recommends instrument-based vision screening with a “B” level evidence rating, meaning there is high certainty of moderate benefit and the practice should provide the service.<sup>2</sup>

With instrument-based vision screening, physicians, school nurses and volunteers comply with industry guidelines, improve clinical efficiency and can realize an economic benefit in reimbursement with CPT code 99177.<sup>2</sup>

*We needed a solution to keep up with Early and Periodic Screening, Diagnostic and Treatment (EPSDT) requirements. According to EPSDT requirements, children and adolescents enrolled in Medicaid should receive both vision and hearing screenings at each well-child check-up. Since introducing the Spot® Vision Screener to their practice, Lifespan Health has screened 45 kids per month, on average.*

**Michelle Williams, RN**  
Lifespan Health

# SCHOOL VISION SCREENING WITH LIGHTNING SPEED



## Vision Screening that Works for You

Many states require vision screening to be performed in schools to help identify students who need vision correction.

Annual screenings take up valuable classroom time and chart-based screening can be difficult for children who are non-verbal, have developmental delays or speak English as a second language.

Staff and volunteers can see an improvement in accuracy and time management by using objective technology such as instrument-based screeners.<sup>8,9</sup>

Pinellas County Schools (PCS) needed to improve their vision screening process to ensure accurate and efficient detection of visual impairments. There were a variety of factors that were essential in selecting the right vision screener; the most important being an easy-to-use device that volunteers could use without a lot of room for error.

**Mary Ellen Barkman, School Nurse**  
Pinellas County Schools

LET'S GET  
STARTED  
TODAY



## Designed to Revolutionize the Vision Screening Process for All

- Out-of-box easy handheld camera with smart technology for point and shoot auto-capture of both eyes in seconds
- Bright touchscreen displays on-screen results, indicating whether a complete eye exam is recommended or if all measurements are in range
- Boosted wireless connectivity, driverless printer compatibility and smart data management tools help you breeze through vision screenings and improve follow-up to an eye care specialist



THE WELCH ALLYN®  
SPOT® VISION SCREENER



**Together, with the dedication of primary care physicians, school nurses and volunteers like you, we can win the fight to prevent vision loss in children.**

We're ready to help. Contact your Hillrom representative today or learn more at [hillrom.com/spotvisionscreener](https://hillrom.com/spotvisionscreener).



**Hillrom™**

[hillrom.com](https://hillrom.com)

4341 State Street Road, Skaneateles Falls, NY 13153

Hillrom reserves the right to make changes without notice in design, specifications and models. The only warranty Hillrom makes is the express written warranty extended on the sale or rental of its products.

<sup>1</sup> Children's Eye Foundation. <https://www.childrenseyefoundation.org>. Accessed January 2, 2019.

<sup>2</sup> Children's Eye Foundation. A Practical Guide for Primary Care Physicians: Instrument-Based Vision Screening.

<sup>3</sup> Prevent Blindness Wisconsin. Children's Vision Screening. <https://wisconsin.preventblindness.org/vision-services-and-programs-children-wisconsin>. Accessed January 2, 2019.

<sup>4</sup> Prevent Blindness Wisconsin. Our Vision for Children's Vision: A National Call to Action for the Advancement of Children's Vision and Eye Health. [https://wisconsin.preventblindness.org/sites/default/files/national/documents/OurVisionforChildren\\_2010\\_0.pdf](https://wisconsin.preventblindness.org/sites/default/files/national/documents/OurVisionforChildren_2010_0.pdf). Accessed January 2, 2019.

<sup>5</sup> Centers for Disease Control and Prevention. Keep an Eye on Your Vision Health. <https://www.cdc.gov/features/healthyvision/index.html>. Accessed January 3, 2019.

<sup>6</sup> Demonstrated Improvement in Pediatric Care Compared to Chart-Based Screening.

<sup>7</sup> Donahue SP, Baker CN, et al. Procedures for the evaluation of the visual system by pediatricians: Clinical report - 2016. *Pediatrics*. 2016; 137(1):1-9

<sup>8</sup> Pinellas County Schools Leverage Local State Legislation to Help Save Vision for Students

<sup>9</sup> What's the difference between photoscreening and visual acuity measurement?