



# Keep Your Teeth Stronger for Longer

With Conservative  
Root Canal Treatment

simply better dentistry™

**WHITE®**

# Has your dentist or endodontist told you that you need root canal treatment?

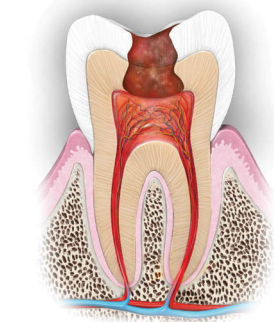
If so, you're not alone.

**Millions of teeth are treated and saved each year with root canal, or endodontic treatment.**

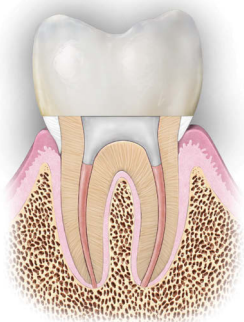
## What is a Root Canal?

To understand a root canal procedure, it helps to know about the anatomy of the tooth. Inside the tooth, under the white enamel and a hard layer called the dentin, is a soft tissue called the pulp. The pulp contains blood vessels, nerves and connective tissue, and helps to grow the root of your tooth during development. In a fully developed tooth, the tooth can survive without the pulp because the tooth continues to be nourished by the tissues surrounding it.

### Infected Root Canal



### Treated Root Canal



Endodontic treatment treats the inside of the tooth. Endodontic treatment is necessary when the pulp becomes inflamed or infected. The inflammation or infection can have a variety of causes: deep decay, repeated dental procedures on the tooth, faulty crowns, or a crack or chip in the tooth. In addition, trauma to a tooth may cause pulp damage even if the tooth has no visible chips or cracks. If pulp inflammation or infection is left untreated, it can cause pain or lead to an abscess.

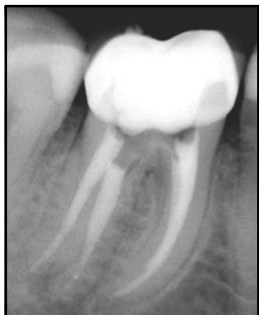
During root canal treatment, the inflamed or infected pulp is removed and the inside of the tooth is carefully cleaned and disinfected, then filled and sealed with a rubber-like material called gutta-percha. Afterwards, the tooth is restored with a crown or filling for protection. After restoration, the tooth continues to function like any other tooth.\*

\* American Association of Endodontists (AAE)

## Conservative Root Canal Treatment Keeps Your Tooth Stronger for Longer

To ensure the longevity of our tooth, it's important to save as much of the natural tooth structure as possible during the root canal therapy. Selecting an endodontist with a conservative or minimally invasive approach will minimize the removal of healthy dentin, while creating enough space to properly disinfect and fill the tooth canal.

### Traditional



Limited tooth structure remains and has a greater risk of fracture and failure.

### Minimally Invasive



More tooth structure remains for a longer lifetime restoration.

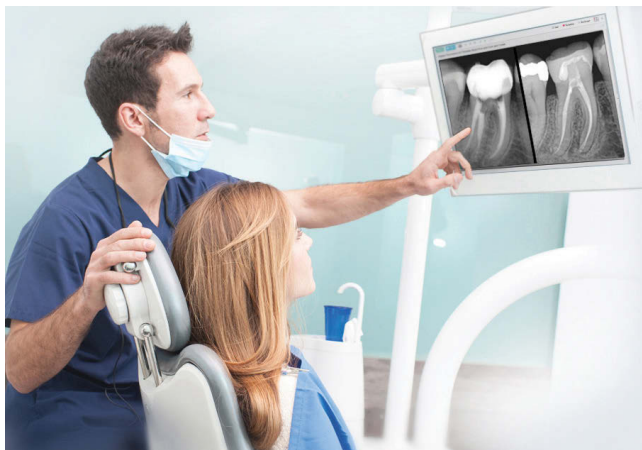
## Advantages of Conservative Root Canal Treatment:

- Preserves more of your natural tooth structure
- Keeps your tooth stronger for longer
- Decreases the risk of tooth fracture
- Gives you more options for final restoration

## You Might Not Need a Full Coverage Crown After a Conservative Root Canal

Traditional endodontic instruments and techniques remove excessive amounts of tooth structure in the crown and roots of teeth. The more natural tooth that is removed to complete your root canal, the less restoration options your dentist will have, and the more expensive your final restoration could be.

Depending on how much tooth structure is remaining, the final restoration could be as simple as a tooth colored filling, inlay or onlay. Your dentist will determine what type of final restoration is needed to make your root canal treated tooth functional.



## Ask Your Dentist for a Conservative Approach Endodontic Referral

Your natural tooth cannot be replaced. The more natural tooth preserved during your root canal, the stronger it will be when your dentist restores it. You want an endodontist committed to preserving as much of your natural tooth as possible, while providing the best root canal treatment, and providing your dentist with as many restorative options as possible. This will provide you with a stronger tooth that will last longer.